

WashBay

Morclean Washbay Below Ground Interceptors 1,2 & 3 stage units range from 1000 to 23,000 Ltrs. Robustly constructed out of GRP (Glass Reinforced Plastic) the unit is designed to control and contain silt particles from being passed through the system.

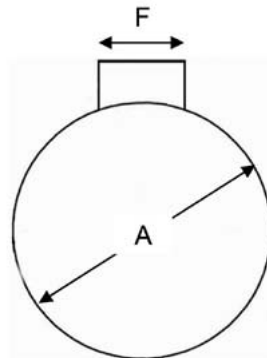
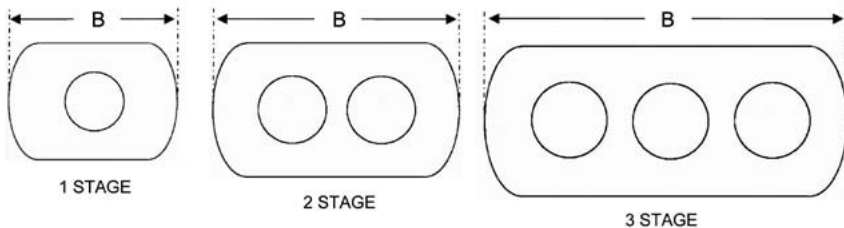
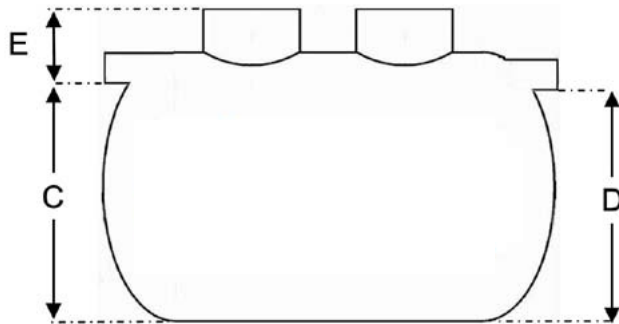
The units are easy to install in mass concrete surround and require very little maintenance through a very long working life. Either single, double or three stage systems will allow cleaner water to pass at high levels through the tank and leave the majority of heavier silt in the base of the unit to be de-sludged at regular intervals.

Generally the greater number of chambers within the unit the better it controls silt deposits. A common use of the product is for car washes where re-cycling of dirty water which is laden with silt is required to be calmed and separated, Washbays are used in many locations in the UK.

Although the water does not stop all the silt passing through the system it allows enough control to permit outflow to a mains foul drain.



***See for Guidelines**



Please see Spec Sheet for Dimensions